




Cross Holder / Flange Yoke

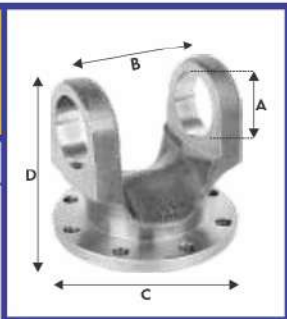


Part No.	Series & Cross (A x B)	Plate Dia (C)		No. of Holes	Hole Size	Bolt Size	Total Height (D)		Type	Application
		Inches	mm				Inches	mm		
CH 604	SPL 90, L/L 2214 (41.27 x 126)	5"	130	8	10.20	17 Nos.	4¼"	110	Round	TATA 2515 Ex. (Big Nut) Ref. O.E.M. 8854 4102 2515
CH 605	SPL 90, L/L 2214 (41.27 x 126)	6"	150	8	12.10	19 Nos.	4¼"	110	Round	TATA 2518/1616/1625/ 1628/2521 Ref. O.E.M. 2809 4110 3701
CH 647	SPL 90, L/L 2214 (41.27 x 126)	6½"	165	8	16.20	24 Nos.	5"	130	Round	TATA 2518 Hywa, N/M
CH 611	SPL 90, L/L 2214 (41.27 x 126)	7"	176	8	9.50	15 Nos.	4¼"	110	Round	L/L 2214/3516/2516/1616/ Eicher 30.25 Ref. O.E.M. P 450 0532
CH 627	SPL 90, L/L 2214 (41.27 x 126)			4	12.80	21 Nos.	4¼"	110	Square	TATA 2515 TC, N/M
CH 648	SPL 90, L/L 2214 (41.27 x 126)	5"	130	4	11.00	18 Nos.	4¼"	110	Serrated	TATA 2518 N/M
CH 621	SPL 90, L/L 2214 (41.27 x 126)	6"	150	4	13.00	19 Nos.	4"	100	Serrated	TATA 3118/2521, Man 25T L/L 3116/1616, AMW 2518, (Heavy Duty Steel Forged) Ref. O.E.M. P 450 2232, 2809 4110 3703
CH 644	SPL 90, L/L 2214 (41.27 x 126)	6"	150	4	13.00	19 Nos.	4¾"	120	Serrated	TATA 3118 Ref. O.E.M. 2194 4110 5109
CH 646	SPL 90, L/L 2214 (41.27 x 126)	7"	180	4	15.00	22 Nos.	5½"	140	Serrated	TATA 2518 Hywa, N/M





Cross Holder / Flange Yoke

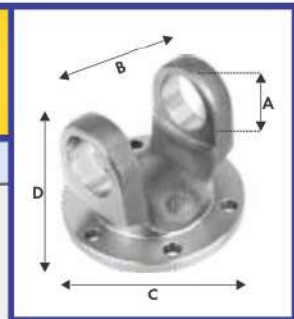


Part No.	Series & Cross (A x B)	Plate Dia (C)		No. of Holes	Hole Size	Bolt Size	Total Height (D)		Type	Application
		Inches	mm				Inches	mm		
CH 601	1312 (46 mm)	5"	130	8	10.20	17 Nos.	4¼"	110	Round	TATA 1312/1612/2416/2213 Ref. O.E.M. 2576 4111 5110
CH 602	1312 (46 mm)	5"	120	6	10.20	17 Nos.	4¼"	110	Round	TATA 1312 N/M Tipper
CH 615	1312 (46 mm)	6"	150	8	12.10	19 Nos.	4¾"	120	Round	TATA 1312 N/M, 2518 LPK
CH 635	Tusker (34.92 x 126.20)	5"	130	8	10.20	17 Nos.	4¼"	110	Round	TATA 1109 Ref. O.E.M. 2821 4111 5202
CH 657	Tusker (34.92 x 126.20)	5"	120	6	10.20	17 Nos.	3¼"	80	Round	TATA 412/415/709/712
CH 684	Tusker (34.92 x 126.20)	6"	150	8	12.10	19 Nos.	4¼"	110	Round	TATA 2515 N/M
CH 603	Tusker (34.92 x 126.20)			4	12.80	21 Nos.	4¼"	110	Square	TATA 2515 TC, L/L 2516 Tusker Long Interaxle Ref. O.E.M. 2171 4112 5102, P 450 1332
CH 613	Tusker (34.92 x 126.20)			4	12.80	21 Nos.	3¼"	80	Square	L/L Tusker
CH 656	Tusker (34.92 x 126.20)	5"	120	4	11.00	18 Nos.	3½"	90	Serrated	L/L Iveco Ref. O.E.M. A 450 0332
CH 638	Tusker (34.92 x 126.20)	6"	150	4	13.00	19 Nos.	3½"	90	Serrated	TATA L/L Interaxle, 1710 Series Ref. O.E.M. A 400 4111 511





Cross Holder / Flange Yoke

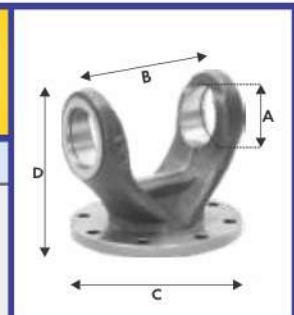


Part No.	Series & Cross (A x B)	Plate Dia (C)		No. of Holes	Hole Size	Bolt Size	Total Height (D)		Type	Application
		Inches	mm				Inches	mm		
CH 607	1210 (38 mm)	5"	120	6	10.20	17 Nos.	3½"	90	Round	TATA 1210 Ref. O.E.M. 312 411 1111
CH 608	1210 (38 mm)	5"	130	8	10.20	17 Nos.	3½"	90	Round	TATA 1210 N/M
CH 666	4018 Patti Type (49.20 x 154.90)	5"	120	6	10.20	17 Nos.	5"	130	Round	TATA 4018, N/M Ref. O.E.M. 2641 4111 5101
CH 606	4018 Patti Type (49.20 x 154.90)	6½"	165	8	16.20	24 Nos.	5"	130	Round	TATA 4018 Ref. O.E.M. 2841 4112 5101
CH 633	4018 Patti Type (49.20 x 154.90)	8"	205	12	12.10	19 Nos.	4¼"	110	Round	AMW 2518/Eicher 40.25 Ref. O.E.M. P 450 2732, IA 222 173
CH 640	4018 Patti Type (49.20 x 154.90)	6"	150	4	13.00	19 Nos.	4¼"	110	Serrated	TATA 4018 (Lock Type)
CH 630	4018 Patti Type (49.20 x 154.90)	6"	150	4	13.00	19 Nos.	4¼"	110	Serrated	TATA 3118/1618, Man 25T AMW 2518, L/L 2516/4921 (Heavy Duty Steel Forged) Ref. O.E.M. P 450 2532, 2846 4112 5101
CH 663	4018 Patti Type (49.20 x 154.90)	6"	150	4	13.00	19 Nos.	4¾"	120	Serrated	TATA 3118/1618/2518, AMW (Long)
CH 631	4018 Patti Type (49.20 x 154.90)	7"	180	4	15.00	22 Nos.	4¾"	120	Serrated	TATA 1623/1625/1628 (Heavy Duty Steel Forged) Ref. O.E.M. 279 000 142





Cross Holder / Flange Yoke

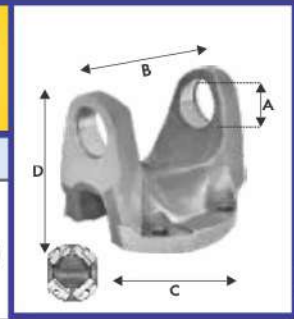


Part No.	Series & Cross (A x B)	Plate Dia (C)		No. of Holes	Hole Size	Bolt Size	Total Height (D)		Type	Application
		Inches	mm				Inches	mm		
CH 616	RSB 325 (42 x 119)	5"	130	8	10.20	17 Nos.	4¼"	110	Round	TATA 2515 Ex. (Big Nut) Ref. O.E.M. 2632 4110 5105
CH 626	RSB 325 (42 x 119)	6"	150	8	12.10	19 Nos.	4¼"	110	Round	TATA 2518 N/M Ref. O.E.M. 2194 4110 5101
CH 632	RSB 325 (42 x 119)	5"	130	4	11.00	18 Nos.	4¼"	110	Serrated	TATA 2515 Ex. Ref. O.E.M. 2848 4111 0102
CH 639	RSB 325 (42 x 119)	6"	150	4	13.00	19 Nos.	4¼"	110	Serrated	TATA 2515 Ex. Ref. O.E.M. 2754 4199 5101
CH 651	RSB 325 (42 x 119)	6"	150	4	13.00	19 Nos.	4¾"	120	Serrated	TATA 2515 Ex. (Long) Ref. O.E.M. 2221 4110 5101
CH 652	RSB 403 (42 x 129)	5"	130	8	10.20	17 Nos.	4¼"	110	Round	TATA 2515 Ex. N/M
CH 637	RSB 403 (42 x 129)	6"	150	8	12.10	19 Nos.	4¼"	110	Round	TATA 2518 N/M Ref. O.E.M. 2171 4112 5104
CH 618	RSB 403 (42 x 129)	6½"	165	8	16.20	24 Nos.	5"	130	Round	TATA 2518 Ref. O.E.M. 2171 4112 5104
CH 643	RSB 403 (42 x 129)	7"	176	8	9.50	15 Nos.	5½"	140	Round	L/L 2214 N/M





Cross Holder / Flange Yoke




Part No.	Series & Cross (A x B)	Plate Dia (C)		No. of Holes	Hole Size	Bolt Size	Total Height (D)		Type	Application
		Inches	mm				Inches	mm		
CH 622	RSB 403 (42 x 129)	6"	150	4	13.00	19 Nos.	5"	130	Serrated	TATA 2518 (Long) (Heavy Duty Steel Forged) Ref. O.E.M. 2167 4112 5105
CH 650	RSB 403 (42 x 129)	6"	150	4	13.00	19 Nos.	4 1/4"	110	Serrated	TATA 2518 Short Ref. O.E.M. 2171 4112 5104
CH 676	RSB 403 (42 x 129)	7"	180	4	15.00	22 Nos.	5"	130	Serrated	TATA, L/L, AMW
CH 677	RSB 490 (48 x 135)	6"	150	8	12.10	19 Nos.	4 3/4"	120	Round	TATA 4018
CH 620	RSB 490 (48 x 135)	6 1/2"	165	8	16.20	24 Nos.	5"	130	Round	TATA 4018
CH 619	RSB 490 (48 x 135)	6"	150	4	13.00	19 Nos.	4 3/4"	120	Serrated	TATA 4018 (Heavy Duty Steel Forged) Ref. O.E.M. 2167 4112 5101
CH 629	RSB 490 (48 x 135)	6"	150	4	13.00	19 Nos.	5 1/2"	140	Serrated	TATA 4018 (Long) (Heavy Duty Steel Forged) Ref. O.E.M. 2819 4112 5102
CH 634	RSB 490 (48 x 135)	7"	180	4	15.00	22 Nos.	5"	130	Serrated	TATA 1623/1628, (Long) Ref. O.E.M. 5011 4112 5109
CH 658	RSB 490 (48 x 135)	7"	180	4	15.00	22 Nos.	4 3/4"	120	Serrated	TATA 1623/1628, (Short)





Cross Holder / Flange Yoke



Part No.	Series & Cross (A x B)	Plate Dia (C)		No. of Holes	Hole Size	Bolt Size	Total Height (D)		Type	Application
		Inches	mm				Inches	mm		
CH 685	SPR 2040 / Taurus (47.62 x 135)	6"	150	8	12.10	19 Nos.	5½"	140	Round	TATA 2523/2538
CH 614	SPR 2040 / Taurus (47.62 x 135)	7"	176	8	9.50	15 Nos.	4¼"	110	Round	L/L Taurus MSL Type Ref. O.E.M. 350 2027
CH 659	SPR 2040 / Taurus (47.62 x 135)	6"	150	4	13.00	19 Nos.	5½"	140	Serrated	TATA 4928, 3138, Bharat Benz, Man, Eicher (Heavy Duty Steel Forged) Ref. O.E.M. 2687 4027 00510
CH 667	SPR 2040 / Taurus (47.62 x 135)	6"	150	4	13.00	19 Nos.	4¾"	120	Serrated	TATA 4936, 3138, 5252, 2038 Ref. O.E.M. 2687 4020 00500
CH 668	SPR 2040 / Taurus (47.62 x 135)	7"	180	4	15.00	22 Nos.	5"	130	Serrated	TATA 2523, 2538, 3721, 3138 Ref. O.E.M. 2687 4520 00500
CH 669	SPR 2040 / Taurus (47.62 x 135)	7"	180	4	15.00	22 Nos.	4¼"	110	Serrated	TATA 2523, 2538, 3721, 3138 Ref. O.E.M. 2687 4027 00520
CH 681	RSB 585 (48 x 152)	6"	150	4	13.00	19 Nos.	5"	130	Serrated	TATA 2528, 3132
CH 672	RSB 585 (48 x 152)	7"	180	4	15.00	22 Nos.	5½"	140	Serrated	TATA 2523 L/L 4923





Cross Holder / Flange Yoke

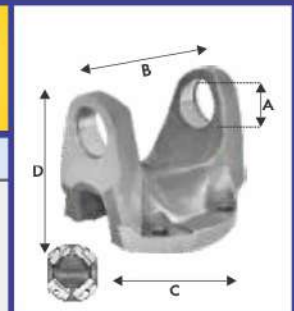


Part No.	Series & Cross (A x B)	Plate Dia (C)		No. of Holes	Hole Size	Bolt Size	Total Height (D)		Type	Application
		Inches	mm				Inches	mm		
CH 660	SPR 2045 (52 x 147)	6"	150	4	13.00	19 Nos.	5½"	140	Serrated	TATA 3128, 4023, 3132, 4026 Bharat Benz, Man, Eicher Ref. O.E.M. 2687 4527 27500
CH 670	SPR 2045 (52 x 147)	7"	180	4	15.00	22 Nos.	4¾"	120	Serrated	TATA 3128, 4023, 3132, 4026 Bharat Benz, Man, Eicher Ref. O.E.M. 2687 4520 00500
CH 678	SPR 2045 (52 x 147)	7"	180	4	15.00	22 Nos.	5½"	140	Serrated	TATA 2523, L/L 3123
CH 653	RSB 590 (52 x 147)	6"	150	4	13.00	19 Nos.	4¾"	120	Serrated	TATA 3138/4028 Bharat Benz 2523, Eicher Ref. O.E.M. 2879 4110 9901
CH 671	RSB 590 (52 x 147)	6"	150	4	13.00	19 Nos.	5½"	140	Serrated	TATA 4028, 3138, Bharat Benz, Man, Eicher Ref. O.E.M. 5021 4112 5101
CH 680	RSB 590 (52 x 147)	7"	180	4	15.00	22 Nos.	5½"	140	Serrated	TATA 2523, 3118 (Long) Ref. O.E.M. 5008 4199 0101
CH 641	RSB 590 (52 x 147)	7"	180	4	15.00	22 Nos.	4¾"	120	Serrated	TATA 4028, AMW
CH 642	RSB 620 (57 x 152)	7"	180	4	15.00	22 Nos.	5¼"	130	Serrated	AMW, TATA 3138 (Long) Ref. O.E.M. 5011 4112 5101
CH 654	RSB 620 (57 x 152)	7"	180	4	15.00	22 Nos.	4¾"	120	Serrated	AMW, TATA 3138 (Discontinued USE CH 642)





Cross Holder / Flange Yoke

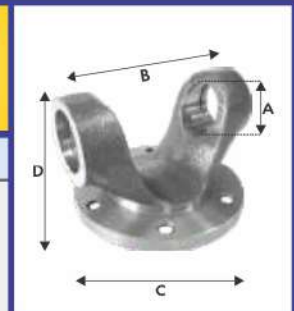


Part No.	Series & Cross (A x B)	Plate Dia (C)		No. of Holes	Hole Size	Bolt Size	Total Height (D)		Type	Application
		Inches	mm				Inches	mm		
CH 661	SPR 2055 (57 x 152)	7"	180	4	15.00	22 Nos.	5½"	140	Serrated	TATA 1628, 2038, L/L 4936, Bharat Benz Ref. O.E.M. 66875 5708 0200 0294
CH 662	SPR 2060 (59 x 167.70)	7"	180	4	15.00	22 Nos.	5½"	140	Serrated	TATA 3138, Man 31.28 Eicher 40T Ref. O.E.M. 66876 0708 0200 0310
CH 675	SPR 2065 (65 x 172.70)	7"	180	4	15.00	22 Nos.	6"	150	Serrated	TATA 2528, L/L 4928 Ref. O.E.M. 2687 652 000510
CH 612	L/L 370 (39.68 x 115.40)	6"	146	4	12.80	21 Nos.	4"	100	Round	L/L 350/370 Bedford
CH 609	TATA 407 (30 x 81.80)	4"	100	6	8.20	13 Nos.	2¾"	70	Round	TATA 407 Ref. O.E.M. 2651 4110 5102
CH 636	Pickup (34.92 x 106.35)	5"	120	6	10.20	17 Nos.	3½"	90	Round	TATA 407 Pickup MSL, 1480 Series
CH 683	Pickup (34.92 x 106.35)			4	12.10	21 Nos.	2¾"	70	Square	TATA 407 Pickup
CH 655	Pickup (34.92 x 106.35)	5"	120	4	11.00	18 Nos.	3½"	90	Serrated	TATA 407/709/909 Ref. O.E.M. P 450 0132
CH 674	Pickup (34.92 x 106.35)	6"	150	4	13.00	19 Nos.	4"	100	Serrated	TATA 407/709/909





Cross Holder / Flange Yoke



Part No.	Series & Cross (A x B)	Plate Dia (C)		No. of Holes	Hole Size	Bolt Size	Total Height (D)		Type	Application
		Inches	mm				Inches	mm		
CH 623	DCM (30.17 x 92)	4"	100	6	8.20	13 Nos.	2¾"	70	Round	TATA 407 Turbo N/M, MSL Type
CH 679	DCM (30.17 x 92)	5"	120	6	10.20	17 Nos.	2¾"	70	Round	TATA 407 Turbo 410 Ex.
CH 610	Canter (30.17 x 106.30)	5"	120	6	10.20	17 Nos.	3½"	90	Round	TATA 407 Turbo Ex, 410 Ex/709/909 Ref. O.E.M. 2641 4111 5101
CH 686	Canter (30.17 x 106.30)	4"	100	6	8.20	13 Nos.	2¾"	70	Round	Eicher Canter N/M
CH 673	Canter (30.17 x 106.30)	5"	120	4	10.20	17 Nos.	2¼"	60	Round	Swaraj Mazda
CH 628	Canter (30.17 x 106.30)			4	8.20	13 Nos.	2¾"	70	Square	Canter
CH 645	Canter (30.17 x 106.30)	5"	120	4	11.00	18 Nos.	3"	80	Serrated	Canter N/M

