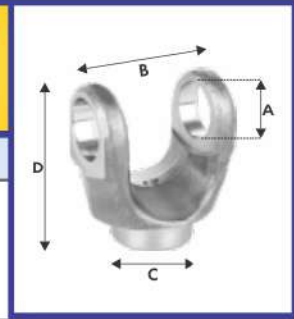




Half Yoke / Tube Yoke

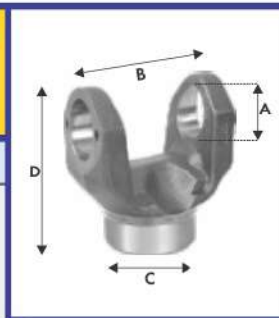


Part No.	Series & Cross (A x B)	Pipe / Head Dia (C)		Total Height (D)		Application
		Inches	mm	Inches	mm	
HY 503	1312 (46 mm)	3"	68	5½"	140	TATA 1312 (72mm) (Heavy Duty Steel Forged)
HY 504	1312 (46 mm)	3½"	84	5½"	140	TATA 1312 (90mm) (Heavy Duty Steel Forged) Ref. O.E.M. 2576 4111 5109
HY 507	1210 (38 mm)	3"	68	4¾"	120	TATA 1210 SE (Heavy Duty Steel Forged) Ref. O.E.M. 2573 4111 5115
HY 509	1210 (38 mm)	2½"	64	4¾"	120	TATA 1210 (Heavy Duty Steel Forged) Ref. O.E.M. 2573 4111 5115
HY 513	1210 (38 mm)	2"	54	4¾"	120	TATA 407/1210 Converted (Heavy Duty Steel Forged)
HY 539	SPL 90, L/L 2214 (41.27 x 126)	3½"	84	5"	130	TATA LPK 2516, 1615 (Heavy Duty Steel Forged)
HY 546	SPL 90, L/L 2214 (41.27 x 126)	4"	95	5"	130	L/L 2214 (95mm) (Heavy Duty Steel Forged) Ref. O.E.M. P 450 0632, 279 000 232
HY 545	SPL 90, L/L 2214 (41.27 x 126)	4"	97	5"	130	L/L 2214 (97mm) (Heavy Duty Steel Forged)
HY 554	SPL 90, L/L 2214 (41.27 x 126)	4"	95	5½"	140	L/L 2214, N/M Extra Long (Heavy Duty Steel Forged) Ref. O.E.M. 279 000 158





Half Yoke / Tube Yoke

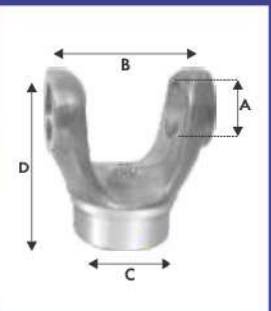


Part No.	Series & Cross (A x B)	Pipe / Head Dia (C)		Total Height (D)		Application
		Inches	mm	Inches	mm	
HY 505	4018 Patti Type (49.20 x 154.90)	4"	95	5½"	140	TATA 4018/3118/LPO 1623/1618/1615/ 1625, L/L 2516/3123/3118, (Heavy Duty Steel Forged) Ref. O.E.M. 279 000 226
HY 522	L/L 370 (39.68 x 115.40)	3"	71	4¾"	120	L/L 350/370 Bedford J-4, J-6 (Heavy Duty Steel Forged) Ref. O.E.M. K4-26-GB-477
HY 523	L/L 370 (39.68 x 115.40)	3½"	84	5"	130	L/L 350/370 Bedford (Heavy Duty Steel Forged) Ref. O.E.M. K4-26-GB-547
HY 516	Tusker (34.92 x 126.20)	3"	70	4"	100	TATA 407, 410, 412 Turbo Ex. MSL Type
HY 526	Tusker (34.92 x 126.20)	3"	71	4¼"	110	L/L Tusker 3" (Heavy Duty Steel Forged)
HY 527	Tusker (34.92 x 126.20)	3½"	84	4¼"	110	L/L Tusker 3½", TATA 1510 TC, 412 N/M (Heavy Duty Steel Forged)
HY 533	Tusker (34.92 x 126.20)	3½"	84	4¼"	110	1613 Turbo, E-Comet/Stag
HY 542	Tusker (34.92 x 126.20)	4"	95	4¼"	110	TATA L/L Interaxle 1710 Series, L/L 2516 Tipper (Heavy Duty Steel Forged)
HY 569	Tusker (34.92 x 126.20)	4"	95	5"	130	L/L Interaxle 1710 Series, L/L 2516 Tipper (Extra Long) (Heavy Duty Steel Forged)





Half Yoke / Tube Yoke

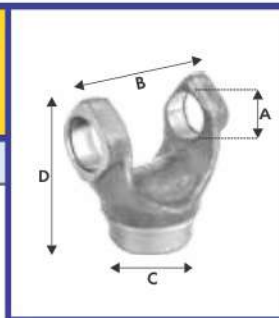


Part No.	Series & Cross (A x B)	Pipe / Head Dia (C)		Total Height (D)		Application
		Inches	mm	Inches	mm	
HY 536	RSB 325 (42 x 119)	3½"	84	5"	130	TATA 2515 Ex, 1613 Turbo (Heavy Duty Steel Forged) Ref. O.E.M. 2632 4110 5106
HY 555	RSB 325 (42 x 119)	3½"	84	5½"	140	TATA 2515 Ex, (Long) (Heavy Duty Steel Forged)
HY 544	RSB 325 (42 x 119)	4"	95	5½"	140	TATA 2515 Ex (Heavy Duty Steel Forged)
HY 552	RSB 403 (42 x 129)	3½"	84	5"	130	TATA 1616 N/M (Heavy Duty Steel Forged)
HY 540	RSB 403 (42 x 129)	4"	95	5"	130	TATA 2518 (Heavy Duty Steel Forged) Ref. O.E.M. 2171 4112 5105
HY 551	RSB 403 (42 x 129)	4"	95	5¾"	150	TATA 2518 Interaxle (Long) (Heavy Duty Steel Forged) Ref. O.E.M. 2167 4112 5106
HY 541	RSB 490 (48 x 135)	4"	95	5"	130	TATA 4018, 3118 (Heavy Duty Steel Forged) Ref. O.E.M. 2167 4112 5102
HY 556	RSB 490 (48 x 135)	4"	95	5¾"	150	TATA 4018 (Long) (Heavy Duty Steel Forged)
HY 566	RSB 585 (48 x 152)	4"	95	6¼"	160	TATA 2523 L/L 4923





Half Yoke / Tube Yoke

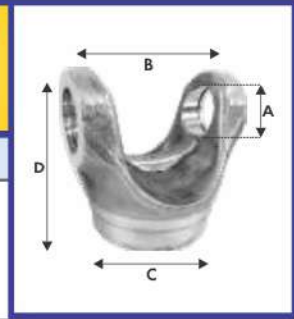


Part No.	Series & Cross (A x B)	Pipe / Head Dia (C)		Total Height (D)		Application
		Inches	mm	Inches	mm	
HY 529	SPR 2040 (47.62 x 135)	3½"	88	6"	150	L/L Taurus (Heavy Duty Steel Forged)
HY 558	SPR 2040 (47.62 x 135)	4"	91	6"	150	TATA 4928, 3138, L/L 3119N, Bharat Benz 2523, 2528, 4928 TT (Heavy Duty Steel Forged)
HY 564	SPR 2040 (47.62 x 135)	4½"	114	5½"	140	TATA 4928, 3138, L/L 3119N, Bharat Benz 2523, 2528, 4928 TT (Heavy Duty Steel Forged)
HY 568	SPR 2040 (47.62 x 135)	4"	95	6"	150	TATA 4928, 3138, L/L 3119N, Bharat Benz 2523, 2528, 4928 TT (Heavy Duty Steel Forged)
HY 565	RSB 590 (52 x 147)	4"	95	6"	150	TATA 4923, 2528 (Heavy Duty Steel Forged) Ref. O.E.M. 8863 4100 0024
HY 549	RSB 590 (52 x 147)	4½"	112	6"	150	AMW, TATA 4923, 3723, 2523 (Heavy Duty Steel Forged) Ref. O.E.M. 8863 4100 0020
HY 560	SPR 2045 (52 x 147)	4"	100	6¼"	160	TATA 1828, 2138, Eicher Tipper 25T, Man 18.28 (Heavy Duty Steel Forged)
HY 559	SPR 2045 (52 x 147)	4½"	112	6"	150	TATA 4028, 3128, L/L 3123, Bharat Benz 2523, 4023, Eicher Terra 25T, Man 18.28 (Heavy Duty Steel Forged)
HY 550	RSB 620 (57 x 152)	4½"	108	6¼"	160	TATA 4923, 3723, 2523, AMW, (Heavy Duty Steel Forged) Ref. O.E.M. 5011 4112 5103





Half Yoke / Tube Yoke



Part No.	Series & Cross (A x B)	Pipe / Head Dia (C)		Total Height (D)		Application
		Inches	mm	Inches	mm	
HY 570	SPR 2055 (57 x 152)	4½"	108	6¾"	170	TATA 1628, 2038, L/L 4936, Bharat Benz 1628, 2038 (Heavy Duty Steel Forged)
HY 561	SPR 2055 (57 x 152)	4½"	108	6¼"	160	TATA 1628, 2038, L/L 4936, Bharat Benz 1628, 2038 (Heavy Duty Steel Forged)
HY 562	SPR 2060 (59 x 167.70)	4¾"	118	6¼"	160	TATA 3138, 2636, Eicher 40T, Man 31.28 (Heavy Duty Steel Forged)
HY 567	SPR 2065 (65 x 172.70)	5"	130	7"	180	TATA 2528 L/L 4928
HY 511	TATA 407 (30 x 81.80)	2"	54	4"	100	TATA 407 (Heavy Duty Steel Forged)
HY 512	Canter (30.17 x 106.30)	3"	71	4"	100	TATA 407, Turbo Ex 909, 709, Canter (Heavy Duty Steel Forged)
HY 543	DCM (30.17 x 92)	3"	72	3½"	90	TATA 407 MSL
HY 547	Pickup (34.92 x 106.35)	3"	72	4"	100	TATA 407 Pickup, MSL Type 1480 Series
HY 548	Pickup (34.92 x 106.35)	3½"	85	3½"	90	TATA 407 Pickup, MSL Type 1480 Series

