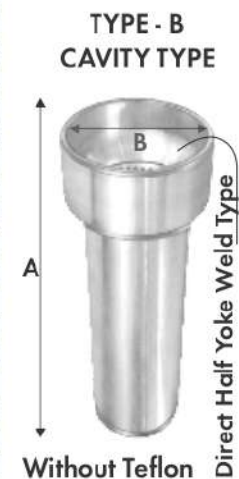





Rear Housing / Sleeve Bottles (Teflon Coated)



Part No.	Part No. Teflon	Series & Cross	No. of Teeth	Total Length (A)	Pipe Head Dia (B)	Type	Mating	Mating	Application
SY 240	SY 240T	RSB 325 (42 x 119)	20	7" 180mm	3½" 84mm	A	RT 337	RT 347	TATA 2515 Ex. 1613, Short Ref. O.E.M. 2632 4112 5109
SY 259	SY 259T	RSB 325 (42 x 119)	20	10¼" 260mm	3½" 84mm	A	RT 343	RT 352	TATA 2515 Ex. Long
SY 257	SY 257T	RSB 325 (42 x 119)	24	8" 200mm	4" 94mm	A	RT 359	RT 364	TATA 1512 LPO
SY 241	SY 241T	RSB 403 (42 x 129)	20	7" 180mm	4" 95mm	A	RT 339 RT 337 RT 355	RT 349 RT 347 RT 385	TATA 2518 Short
SY 242	SY 242T	RSB 403 (42 x 129)	20	9" 220mm	4" 95mm	A	RT 338	RT 348	TATA 2518 Medium
SY 249	SY 249T	RSB 403 (42 x 129)	20	10¼" 260mm	4" 95mm	A	RT 354	RT 356	TATA 2518 Long
SY 284	SY 284T	RSB 403 (42 x 129)	20	8" 200mm	4" 95mm	B	RT 339	RT 349	TATA 2518 (Cavity Type) Mating Half Yoke HY 540/551
SY 283	SY 283T	RSB 403 (42 x 129)	20	9" 230mm	4" 95mm	B	RT 338	RT 348	TATA 2518 Long, (Cavity Type) Mating Half Yoke HY 540/551
SY 243	SY 243T	RSB 490 (48 x 135)	30	7¾" 200mm	4" 95mm	A	RT 340	RT 350	TATA 4018 Short
SY 247	SY 247T	RSB 490 (48 x 135)	30	9" 230mm	4" 95mm	A	RT 341	RT 351	TATA 4018 Medium
SY 2001	SY 2001T	RSB 490 (48 x 135)	30	10" 250mm	4" 95mm	A	RT 341 RT 357	RT 351 RT 363	TATA 4018 Long
SY 255	SY 255T	RSB 490 (48 x 135)	30	10¾" 270mm	4" 95mm	A	RT 357	RT 363	TATA 4018 (Extra Long)
SY 282	SY 282T	RSB 490 (48 x 135)	30	9" 230mm	4" 95mm	B	RT 341	RT 351	TATA 4018 (Cavity Type) Mating Half Yoke HY 541/556



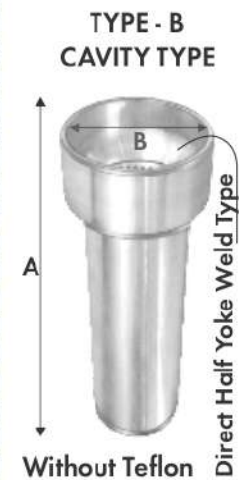



Rear Housing / Sleeve Bottles (Teflon Coated)

DOWNLOAD APP
KKI AUTOS



Part No.	Part No. Teflon	Series & Cross	No. of Teeth	Total Length (A)	Pipe Head Dia (B)	Type	Mating	Mating	Application
SY 265	SY 265T	SPR 2040 (47.62 x 135)	34	7½" 190mm	4¾" 114mm	A	RT 374	RT 395	TATA 4928, 4028, 3128, Bharat Benz, 2523, 2528, Eicher
SY 289	SY 289T	SPR 2040 (47.62 x 135)	34	8½" 220mm	4" 95mm	A	RT 375	RT 380	TATA 4928, 4028, 3128, Bharat Benz, 2523, 2528, Eicher
SY 288	SY 288T	SPR 2040 (47.62 x 135)	34	9½" 240mm	4" 95mm	A	RT 3008	RT 3009	TATA 4928, 4028, 3128, Bharat Benz, 2523, 2528, Eicher
SY 267	SY 267T	SPR 2040 (47.62 x 135)	34	10½" 270mm	4" 91mm	A	RT 376	RT 381	TATA 4928, 4028, 3128, Bharat Benz, 2523, 2528, Eicher
SY 277	SY 277T	SPR 2040 (47.62 x 135)	34	7¾" 200mm	4" 91mm	B	RT 375	RT 380	TATA 4928, 4028, 3128, Eicher Bharat Benz, (Cavity Type) Mating Half Yoke HY 558
SY 274	SY 274T	SPR 2040 (47.62 x 135)	34	8½" 220mm	4" 91mm	B	RT 3008	RT 3009	TATA 4928, 4028, 3128, Eicher Bharat Benz, (Cavity Type) Mating Half Yoke HY 558
SY 275	SY 275T	SPR 2040 (47.62 x 135)	34	9½" 240mm	4" 91mm	B	RT 376	RT 381	TATA 4928, 4028, 3128, Eicher Bharat Benz, (Cavity Type) Mating Half Yoke HY 558
SY 290	SY 290T	MSL 2040 (47.62 x 135)	16	10" 250mm	4" 91mm	A	RT 3003	RT 3004	TATA 4928, 4028, 3128, Bharat Benz, 2523, 2528, Eicher
SY 247	SY 247T	RSB 585 (48 x 152)	30	9" 230mm	4" 95mm	A	RT 397	RT 398	TATA 2523, L/L 4923
SY 258	SY 258T	RSB 590 (52 x 147)	36	8" 200mm	4½" 112mm	A	RT 360	RT 365	TATA 4928, 4028, 3128, Bharat Benz, 2523, 2528, Eicher
SY 287	SY 287T	RSB 590 (52 x 147)	36	9¼" 230mm	4½" 112mm	A	RT 361	RT 366	TATA 4928, 4028, 3128, Bharat Benz, 2523, 2528, Eicher
SY 291	SY 291T	RSB 590 (52 x 147)	36	10¼" 260mm	4½" 112mm	B	RT 360 RT 361	RT 365 RT 366	TATA 4928, 4028, 3128, Eicher Bharat Benz (Cavity Type) Mating Half Yoke HY 549





Rear Housing / Sleeve Bottles (Teflon Coated)



Part No.	Part No. Teflon	Series & Cross	No. of Teeth	Total Length (A)	Pipe Head Dia (B)	Type	Mating	Mating	Application
SY 292	SY 292T	RSB 590 (52 x 147)	30	7¼" 180mm	4" 95mm	B	RT 392	RT 394	TATA 4028, 3128, Eicher Bharat Benz (Cavity Type) Mating Half Yoke HY 565
SY 281	SY 281T	RSB 590 (52 x 147)	30	8" 200mm	4" 95mm	B	RT 369	RT 373	TATA 4028, 3128, Eicher Bharat Benz (Cavity Type) Mating Half Yoke HY 565
SY 280	SY 280T	RSB 590 (52 x 147)	30	9" 230mm	4" 95mm	B	RT 3001	RT 3002	TATA 4028, 3128, Eicher Bharat Benz (Cavity Type) Mating Half Yoke HY 565
SY 2002	SY 2002T	RSB 590 (52 x 147)	30	9½" 240mm	4" 95mm	A	RT 369 RT 3001	RT 373 RT 3002	TATA 4028, 3128, Bharat Benz.2523 Man18.28, Eicher
SY 269	SY 269T	SPR 2045/2047 (52 x 147)	38	8" 200mm	4½" 110mm	A	RT 378	RT 383	TATA 3723, 4027, 2630 Ref. O.E.M. 6687 4570 8020 30273
SY 279	SY 279T	SPR 2045/2047 (52 x 147)	38	9½" 240mm	4" 100mm	A	RT 377 RT 378 RT 3011	RT 382 RT 383 RT 3012	TATA 4028, 3128
SY 278	SY 278T	SPR 2045/2047 (52 x 147)	38	11" 280mm	4" 100mm	A	RT 377 RT 378 RT 3011	RT 382 RT 383 RT 3012	TATA 3723, 4027, 2630
SY 293	SY 293T	SPR 2045/2047 (52 x 147)	38	10" 250mm	4" 100mm	B	RT 377	RT 382	TATA 3723, 4027 (Cavity Type) Mating Half Yoke HY 560
SY 253	SY 253T	RSB 620 (57 x 152)	36	8" 200mm	4½" 108mm	A	RT 353	RT 362	TATA 2523, 2528, 3128
SY 271	SY 271T	SPR 2055 (57 x 152)	38	8¼" 210mm	4½" 108mm	A	RT 379	RT 384	TATA 1628, 2038 Bharat Benz. Ref. O.E.M. 6667 5570 8020 00299
SY 261	SY 261T	SPR 2060 (59 x 167.7)	40	8" 200mm	4¾" 118mm	A	RT 368	RT 371	TATA 3138, L/L 2636. Eicher 40T Ref. O.E.M. 6687 6070 8020 00310
SY 285	SY 285T	SPR 2065 (65 x 172.7)	32	8" 200mm	5" 130mm	A	RT 393	RT 396	TATA 2828, L/L 4928
SY 245	SY 245T	SPR SPL 90 (41.27 x 126)	16	10" 250mm	4" 95mm	A	RT 336		TATA L/L 1710 Series Interaxle Ref. O.E.M. 6687 6070 8020 00310

